



**VANA VANI MATRICULATION HIGHER SECONDARY SCHOOL
IITM CAMPUS, CHENNAI-36.**

(Managed by IIT Madras Educational Trust)





**RESULT ANALYSIS HIGHER SECONDARY EXAM
2025 -2026**

TOTAL NO. APPEARED	140
NO. PASSED	139
PASS PERCENTAGE	99.28%







SCHOOL TOPPERS - SCIENCE STREAM

RANK	PHOTO	NAME	CLASS & SEC	MARK
1		R THANIGAA	XII A	575/600
2		SHEELA D	XII A	574/600
3		MOUMITA ANBUHELVAN	XII B	571/600



SCHOOL TOPPERS - COMMERCE STREAM

RANK	PHOTO	NAME	CLASS & SEC	MARK
1		RENEE K	XII C	561/600
2	 	KAVIYA L V YUVA SHREE	XII C	553/600
3		RAKSHITHA T	XII C	552/600

Range for a Total of 600 Marks

S.NO	RANGE	NO.OF STUDENTS
1	0 – 50%	2
2	50.01% - 75%	79
3	75.01% - 80%	21
4	80.01% - 85%	11
5	85.01% - 90%	12
6	90.01% - 95%	12
7	95.01% - 100%	3

COMPARATIVE ANALYSIS HIGHER SECONDARY RESULTS –PREVIOUS YEARS’

ACADEMIC YEAR	NO.APPEARED	NO.PASS	PASS %
2018-2019	177	175	98.87%
2019-2020	149	149	100%
2020-2021	146	146	100%
2021-2022	131	131	100%
2022-2023	131	131	100%
2023-2024	127	126	99.44%

2024-2025	128	127(1 ABS)	99.21 %(100%)
2025-2026	140	139	99.28%

SUBJECT WISE COMPARATIVE ANALYSIS – PREVIOUS YEARS'

SUBJECT	YEAR	NO. APPEARED	NO. PASSED	NO. FAILED	SUBJECT AVERAGE	HIGHEST MARK	LEAST MARK	NO. OF CENTUMS
TAMIL	2019	103	101	2	63.84	99	25	-
	2020	89	89	0	71.03	99	40	-
	2021	82	82	0	85.31	98.33	59.12	-
	2022	87	87	0	75.84	99	35	-
	2023	76	76	0	71.1	99	35	-
	2024	68	68	0	75.50	98	43	-
	2025	68	68	0	77.63	97	35	-
	2026	68	68	0	74.69	98	35	-
FRENCH	2019	51	51	0	63.88	99	45	-
	2020	46	46	0	75.56	98	45	-
	2021	48	48	0	84.45	98.50	67.56	-
	2022	34	34	0	72.53	99	49	-
	2023	42	42	0	81.6	99	42	-
	2024	34	34	0	82	100	55	2
	2025	42	42	0	76.57	100	40	3
	2026	41	41	0	81.92	99	45	-
	2019	23	23	0	65.06	97	53	-

SANSKRIT	2020	14	14	0	86.57	99	52	-
	2021	16	16	0	84.79	96.45	70.28	-
	2022	8	8	0	86.88	97	64	-
	2023	12	12	0	89.58	99	69	-
	2024	25	25	0	78.32	94	58	-
	2025	18	18	0	81.78	97	62	-
	2026	31	31	0	76.74	96	61	-
ENGLISH	2019	177	177	0	68.36	96	36	-
	2020	149	149	0	76.69	97	42	-
	2021	146	146	0	84.80	96.95	60.45	-
	2022	131	131	0	79.76	98	52	-
	2023	131	131	0	80.8	98	43	-
	2024	127	127	0	74	97	48	-
	2025	128	128	0	79.88	99	40	-
	2026	140	140	0	77	96	42	-
PHYSICS	2019	122	121	1	60.95	99	34	-
	2020	99	99	0	60.9	91	45	-
	2021	94	94	0	82.74	97.63	61.74	-
	2022	83	83	0	68.96	100	45	1
	2023	82	82	0	77.7	100	49	1
	2024	84	84	0	73	98	45	-
	2025	87	87	0	77.01	99	48	-
2026	90	90	0	68.5	96	46	-	
CHEMISTRY	2019	122	121	1	63.01	97	33	-
	2020	100	100	0	65.04	95	45	-
	2021	94	94	0	83.07	97.34	62.10	-
	2022	83	83	0	72.45	99	45	-
	2023	82	82	0	78.6	100	45	4

	2024	84	84	0	79	99	49	0
	2025	87	87	0	77.38	99	47	-
	2026	90	90	0	71.14	96	45	-
BIOLOGY								
	2019	45	45	0	64.44	91	45	-
	2020	37	37	0	64.89	83	45	-
	2021	41	41	0	83.22	95.05	60.96	
	2022	39	39	0	78.05	95	53	-
	2023	35	35	0	77.85	98	63	-
	2024	41	41	0	75	97	53	-
	2025	41	41	0	76.37	100	45	1
	2026	42	42	0	77.26	97	58	-
COMPUTER SCIENCE								
	2019	77+16	77+16	0	71.53	99	45	-
	2020	63	63	0	87.87	100	50	5
	2021	53	53	0	85.83	98.48	68.07	-
	2022	44	44	0	84.98	100	52	3
	2023	47	47	0	90.13	100	52	5
	2024	43	43	0	91	100	76	5
	2025	46	46	0	85.80	100	61	2
	2026	48	48	0	84.83	100	60	1
MATHS								
	2019	122	120	2	54.12	99	13	-
	2020	100	100	0	56.75	98	35	-
	2021	94	94	0	82.47	99.34	62.23	-
	2022	83	83	0	61.08	100	35	2
	2023	82	82	0	65.16	100	40	3
	2024	84	83	1	72.55	100	23	2
	2025	86	86	0	73.13	99	37	-
	2026	90	90	0	65.28	98	36	-

COMMERCE	2019	55	55	0	62.65	95	35	-
	2020	49	49	0	72.04	98	35	-
	2021	52	52	0	81.02	97.83	58.90	-
	2022	48	48	0	82.75	100	48	1
	2023	49	49	0	82.5	100	35	6
	2024	43	43	0	79.09	100	39	2
	2025	41	41	0	76.83	100	40	1
	2026	50	49	1	69	94	28	-
ECONOMICS	2019	55	55	0	62.84	100	35	1
	2020	49	49	0	77.77	98	49	-
	2021	52	52	0	80.10	98.06	58.90	-
	2022	48	48	0	78.88	100	45	1
	2023	49	49	0	81.2	100	44	1
	2024	43	43	0	79.30	100	43	2
	2025	41	41	0	76.07	100	37	1
	2026	50	50	0	68.82	96	35	-
ACCOUNTANCY	2019	55	55	0	69.45	98	39	-
	2020	49	49	0	77.26	99	48	-
	2021	52	52	0	80.36	97.61	61.12	-
	2022	48	48	0	76.02	100	38	4
	2023	49	49	0	80.2	100	42	5
	2024	43	43	0	73.30	99	35	-
	2025	41	41	0	70.61	100	37	2
	2026	50	50	0	68.12	99	38	-

BUSINESS MATHS	2019	39	39	0	57.77	93	35	-
	2020	38	38	0	61.94	88	36	-
	2021	30	30	0	83.03	98.50	64.45	-
	2022	32	32	0	69.47	100	35	1
	2023	28	28	0	76.61	100	36	3
	2024	19	19	0	73	93	43	-
	2025	20	20	0	83.34	99	47	-
	2026	18	18	0	72	98	36	-
COMPUTER APPLICATI ON	2020	11	11	0	82.81	96	65	-
	2021	22	22	0	80.17	98.48	68.07	-
	2022	16	16	0	80.19	96	61	-
	2023	21	21	0	81.24	99	59	-
	2024	24	24	0	74	97	51	-
	2025	23	23	0	83.64	96	60	-
	2026	32	32	0	77.15	98	50	-



SUBJECT-WISE TOPPERS

SUBJECT	POSITION	NAME OF THE STUDENT	CLASS	MARKS
TAMIL	I	R THANIGAA	XII A	98
	II	Moumita Anbuchelvan	XII B	97
	III	Tharunika K	XII A	96
		Varshini K	XII A	
		Beghan Muthuvel P	XII B	
FRENCH	I	Gunapriyan N	XII A	99
		P.H.Sai Arvindh	XII C	
		V YUVA SHREE	XII C	
	II	Disha N	XII A	97
		Divitha Shree R	XII A	
		Anu Deepika S	XII C	

	III	Sreehari S	XII A	96
		Akshaya G K	XII B	
SANSKRIT	I	Charishma Chowdhary G B	XII A	96
	II	Sheela D	XII A	95
		Adithi Solachi V Arunachalam	XII C	
	III	Suraj T	XII A	93
ENGLISH	I	Gunapriyan N	XII A	96
		A. K. Abinaya	XII B	
	II	Sheela D	XII A	95
	III	R THANIGAA	XII A	94
		Moumita Anbuchelvan	XII B	
		Tharunikaa K	XII A	
		Suraj T	XII A	
		Rakshitha T	XII C	
Iris Feona K	XII C			
PHYSICS	I	Charishma Chowdhary G B	XII A	96
	II	Shreyan I	XII A	95

	III	R THANIGAA	XII A	94
		Gunapriyan N	XII A	
CHEMISTRY	I	R THANIGAA	XII A	96
		Sheela D	XII A	
		Sivadharshini M	XII B	
	II	Gopika. S	XII B	95
	III	Moumita Anbuchelvan	XII B	94
BIOLOGY	I	Moumita Anbuchelvan	XII B	97
	II	Beghan Muthuvel P	XII B	93
	III	Sivadharshini M	XII B	90
		Jishnu Anand	XII B	
COMPUTER SCIENCE	I	Sheela D	XII A	100
	II	Kamaneya T	XII A	98
		R THANIGAA	XII A	
	III	Gunapriyan N	XII A	97
		Shreyan I		
		Sreehari S		

MATHS	I	Sheela D	XII A	98
	II	Moumita Anbuchelvan	XII B	97
	III	Charishma Chowdhary G B	XII A	95
		R THANIGAA	XII A	
ECONOMICS	I	Renee K	XII C	96
		Iris Feona K	XII C	
	II	Jai Krishna S	XII C	95
	III	BHAGESWARI.B	XII C	94
		Kaviya L	XII C	
COMMERCE	I	Kaviya L	XII C	94
	II	SRUTHI R T	XII C	93
	III	Renee K	XII C	92
		Loka Priya M	XII C	
	I	Jai Krishna S	XII C	99
	II	Loka Priya M	XII C	96

ACCOUNTANCY		Anu Deepika S	XII C	96
	III	V YUVA SHREE	XII C	95
BUSINESS MATHS	I	Anu Deepika S	XII C	98
	II	Loka Priya M	XII C	94
	III	V YUVA SHREE	XII C	93
COMPUTER APPLICATION	I	Adithi Solachi V Arunachalam	XII C	98
		Kaviya L	XII C	
		Rakshitha T	XII C	
		Renee K	XII C	
	II	BHAGESWARI.B	XII C	95
	III	Janani .P	XII C	93

THANK YOU!